Proceso :	Rectoría	
27.- Cumplimiento a la Revisión Por la		
Periodo	Objetivo	Resultado
2018	100%	100%
2019	100%	100%
Ene-Jun 2020	100%	100%
Julio-Dic 2020	100%	100%
Ene-Jun 2021	100%	N/A
jul-21	100%	100%
Sep.-Dic 2021	100%	N/A
Ene-Abr 2022	100%	100%
May-Ago 2022	100%	100%
Ciclo 2021-20	100%	100%
Sep-Dic 2022	100%	N/A
Ene-Abr 2023	100%	100%
May-Ago 2023	100%	100%
Ciclo 2022-20	100%	100%
Sep-Dic 2023	100%	N/A
Ene-Abr 2024	100%	100.00%
May-Ago 2024	100%	100.00%
Ciclo 2023-20	100%	100.00%

Proceso:	Dirección Académica	
8.- Índice Actuación del Tutor		
Periodo	Objetivo	Resultado
2012-2013	80%	90.20%
2013-2014	80%	91.00%
2014-2015	80%	89.80%
2015-2016	80%	90.70%
2016-2017	80%	90.50%
2017-2018	80%	90.10%
2018-2019	80%	89.36%
Sep.-Dic 2019	80%	88.70%
Ene-Abr 2020	80%	87.45%
May-Ago 2020	80%	80.50%
Ciclo 2019-20	80%	85.60%
Sep.-Dic 2020	80%	89.78%
Ene-Abr 2021	80%	88.05%
May-Ago 2021	80%	85.08%
Ciclo 2020-20	80%	87.64%
Sep.-Dic 2021	83%	N/A
Ene-Abr 2022	83%	90.20%

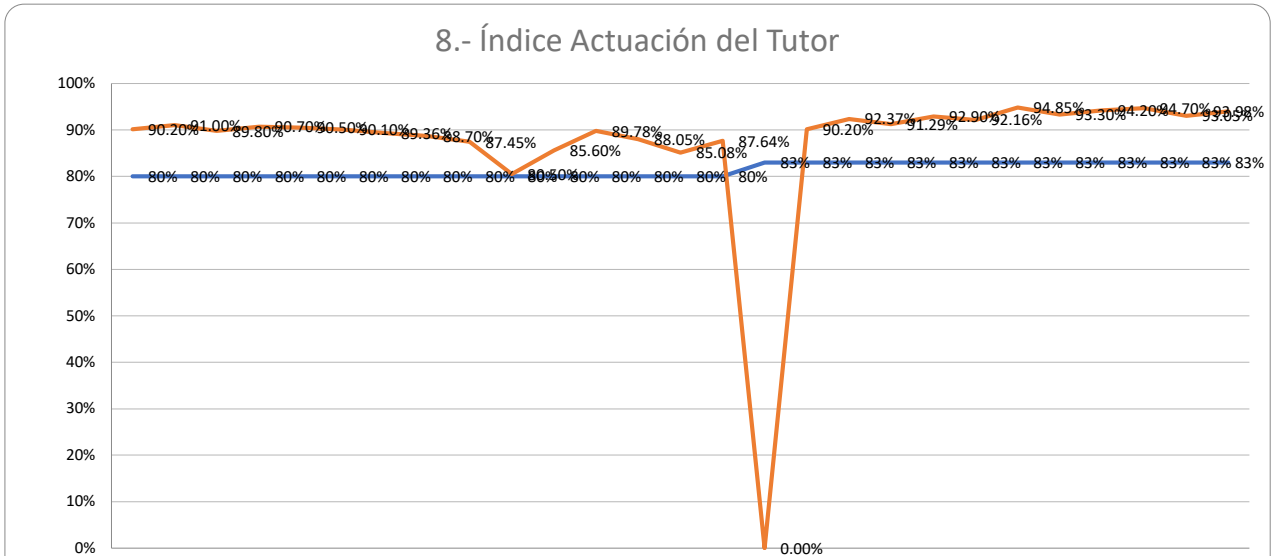

May-Ago 2022	83%	92.37%
Ciclo 2021-20	83%	91.29%
Sep-Dic 2022	83%	92.90%
Ene-Abr 2023	83%	92.16%
May-Ago 2023	83%	94.85%
Ciclo 2022-20	83%	93.30%
Sep-Dic 2023	83%	94.20%
Ene-Abr 2024	83%	94.70%
May-Ago 2024	83%	93.05%
Ciclo 2023-20	83%	93.98%

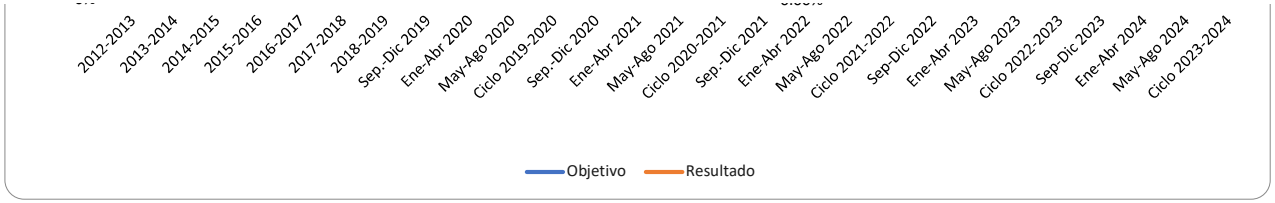

Proceso:	Dirección Académica	
9.- Índice de Actuación Docente		
Periodo	Objetivo	Resultado
2012-2013	85%	93.70%
2013-2014	85%	91.60%
2014-2015	85%	92.00%
2015-2016	85%	92.20%
2016-2017	85%	89.80%
2017-2018	85%	92.70%
2018-2019	85%	91.80%
Sep.-Dic 2019	85%	91.90%
Ene-Abr 2020	85%	89.53%
May-Ago 2020	85%	87.37%
Ciclo 2019-20	85%	89.60%
Sep.-Dic 2020	85%	89.44%
Ene-Abr 2021	85%	90.61%
May-Ago 2021	85%	90.26%
Ciclo 2020-20	85%	90.10%
Sep.-Dic 2021	88%	89.58%
Ene-Abr 2022	88%	90.70%
May-Ago 2022	88%	91.07%
Ciclo 2021-20	88%	90.45%
Sep-Dic 2022	88%	92.45%
Ene-Abr 2023	88%	93.73%
May-Ago 2023	88%	94.14%
Ciclo 2022-20	88%	93.44%
Sep-Dic 2023	88%	93.10%
Ene-Abr 2024	88%	93.50%
May-Ago 2024	88%	94.10%
Ciclo 2023-20	88%	93.57%

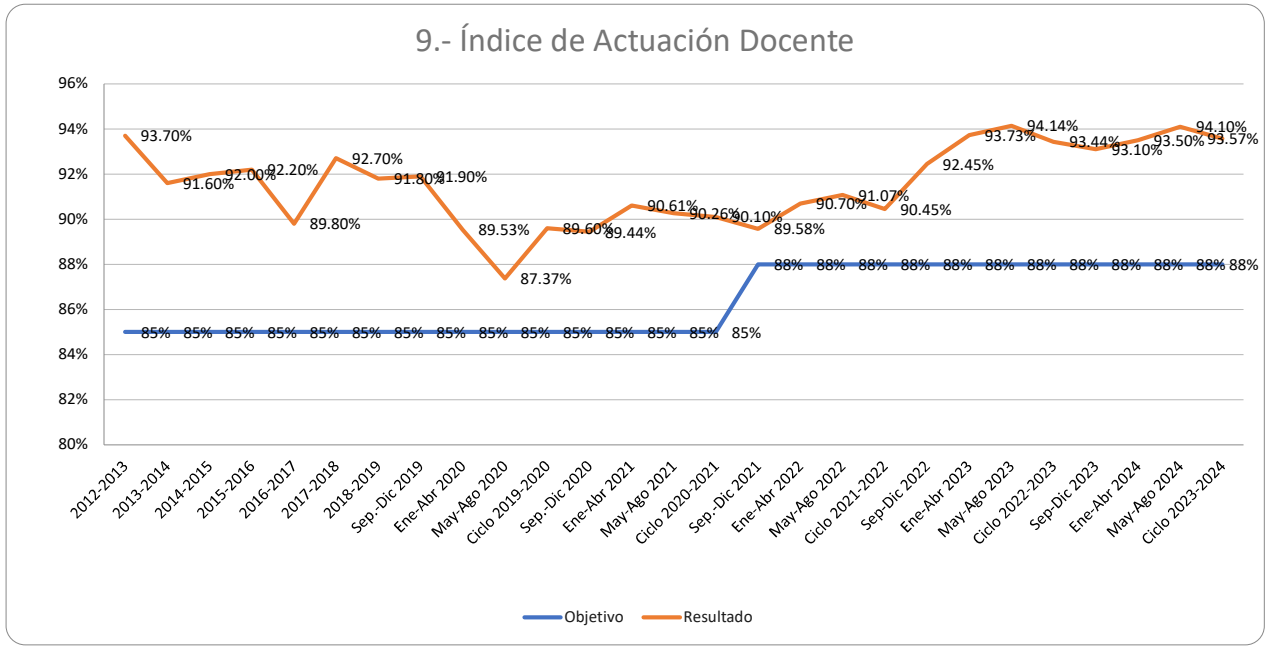

Proceso:	Servicios Escolares	
29.- Tasa Acreditación Institucional		
PERIODO	Objetivo	Resultado

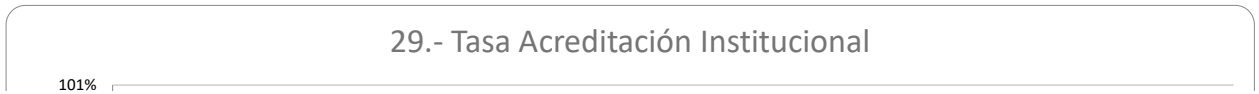

2012-2013	95%	97.30%
2013-2014	95%	96.50%
2014-2015	95%	97.00%
2015-2016	95%	93.70%
2016-2017	95%	96.60%
2017-2018	95%	97.20%
2018-2019	95%	97.44%
Sep.-Dic 2019	95%	97.25%
Ene-Abr 2020	95%	99.09%
May-Ago 2020	95%	99.12%
Ciclo 2019-20	95%	98.50%
Sep.-Dic 2020	95%	99.74%
Ene-Abr 2021	95%	98.80%
May-Ago 2021	95%	98.66%
Ciclo 2020-20	95%	99.10%
Sep.-Dic 2021	95%	98.67%
Ene-Abr 2022	95%	99.00%
May-Ago 2021	95%	99.05%
Ciclo 2021-20	95%	98.91%
Sep-Dic 2022	95%	99.17%
Ene-Abr 2023	95%	99.17%
May-Ago 2023	95%	97.65%
Ciclo 2022-20	95%	98.66%
Sep-Dic 2023	95%	99%
Ene-Abr 2024	95%	99%
May-Ago 2024	95%	99%
Ciclo 2023-20	95%	99%

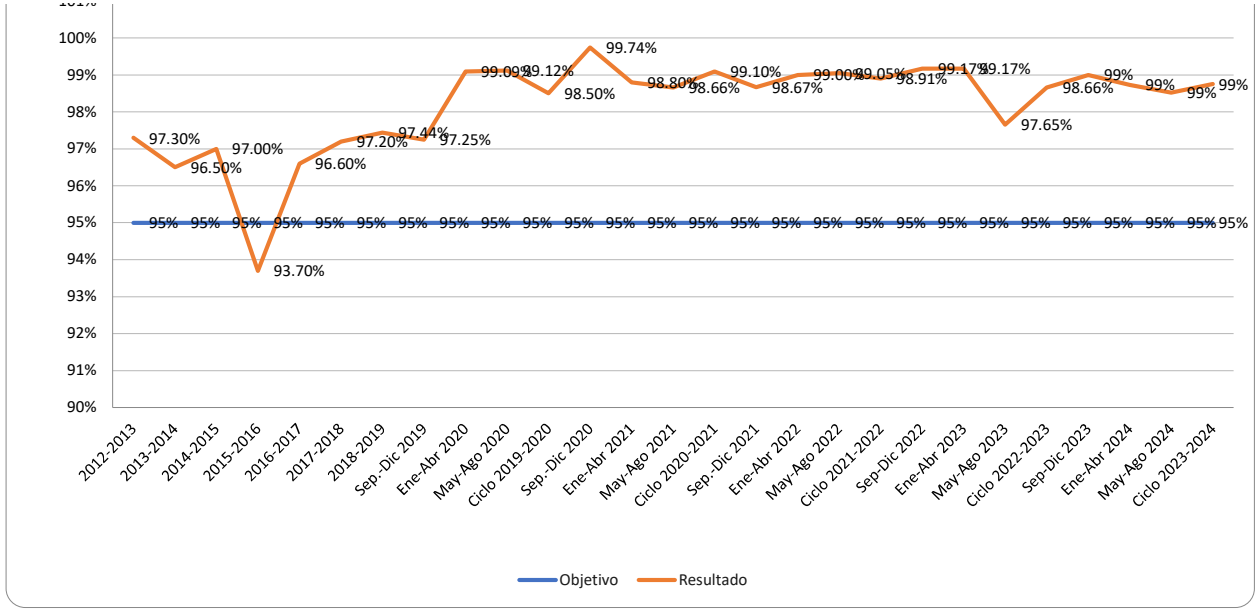

Proceso:	Dirección Académica/Escola	
30.- Tasa de Egresados		
Periodo	Objetivo	Resultado
2012-2013	50%	66.40%
2013-2014	50%	62.10%
2014-2015	50%	57.00%
2015-2016	50%	48.50%
2016-2017	50%	62.60%
2017-2018	50%	61.50%
2018-2019	50%	68.88%
Sep.-Dic 2019	50%	N/A
Ene-Abr 2020	50%	73.32%
May-Ago 2020	50%	62.62%
Ciclo 2019-20	50%	67.97%
Sep.-Dic 2020	50%	43.60%
Ene-Abr 2021	50%	82.15%
May-Ago 2021	50%	76.23%
Ciclo 2020-20	50%	67.30%

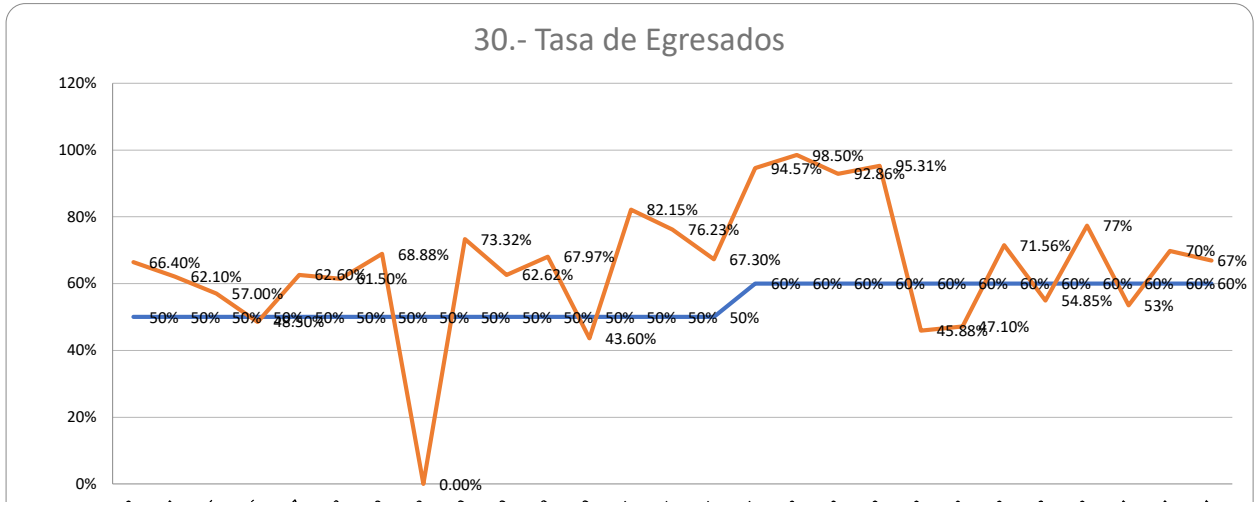

Sep.-Dic 2021	60%	94.57%
Ene-Abr 2022	60%	98.50%
May-Ago 2022	60%	92.86%
Ciclo 2021-20	60%	95.31%
Sep-Dic 2022	60%	45.88%
Ene-Abr 2023	60%	47.10%
May-Ago 2023	60%	71.56%
Ciclo 2022-20	60%	54.85%
Sep-Dic 2023	60%	77%
Ene-Abr 2024	60%	53%
May-Ago 2024	60%	70%
Ciclo 2023-20	60%	67%

70.86%

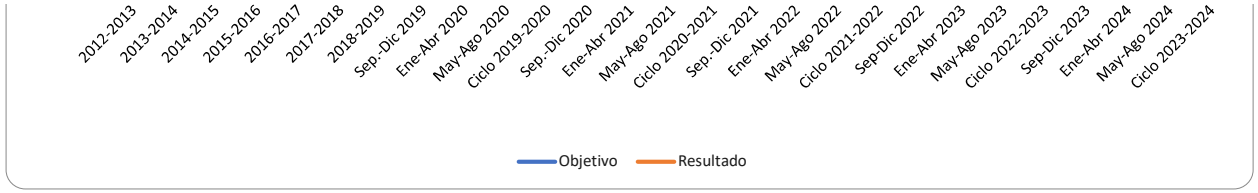

Proceso:	Dirección Académica	
31.- Índice Deserción		
Periodo	Objetivo	Resultado
2012-2013	8%	7.60%
2013-2014	8%	7.00%
2014-2015	8%	6.00%
2015-2016	8%	8.70%
2016-2017	8%	8.20%
2017-2018	8%	7.80%
2018-2019	8%	6.15%
Sep.-Dic 2019	8%	6.77%
Ene-Abr 2020	8%	5.85%
May-Ago 2020	8%	5.57%
Ciclo 2019-20	8%	6.10%
Sep.-Dic 2020	8%	5.41%
Ene-Abr 2021	8%	7.56%
May-Ago 2021	8%	6.81%
Ciclo 2020-20	8%	6.59%
Sep.-Dic 2021	8%	4.89%
Ene-Abr 2022	8%	3.60%
May-Ago 2022	8%	4.33%
Ciclo 2021-20	8%	4.27%
Sep-Dic 2022	8%	6.60%
Ene-Abr 2023	8%	4.71%
May-Ago 2023	8%	9.44%
Ciclo 2022-20	8%	6.92%
Sep-Dic 2023	8%	5%
Ene-Abr 2024	8%	4%
May-Ago 2024	8%	5%
Ciclo 2023-20	8%	4%

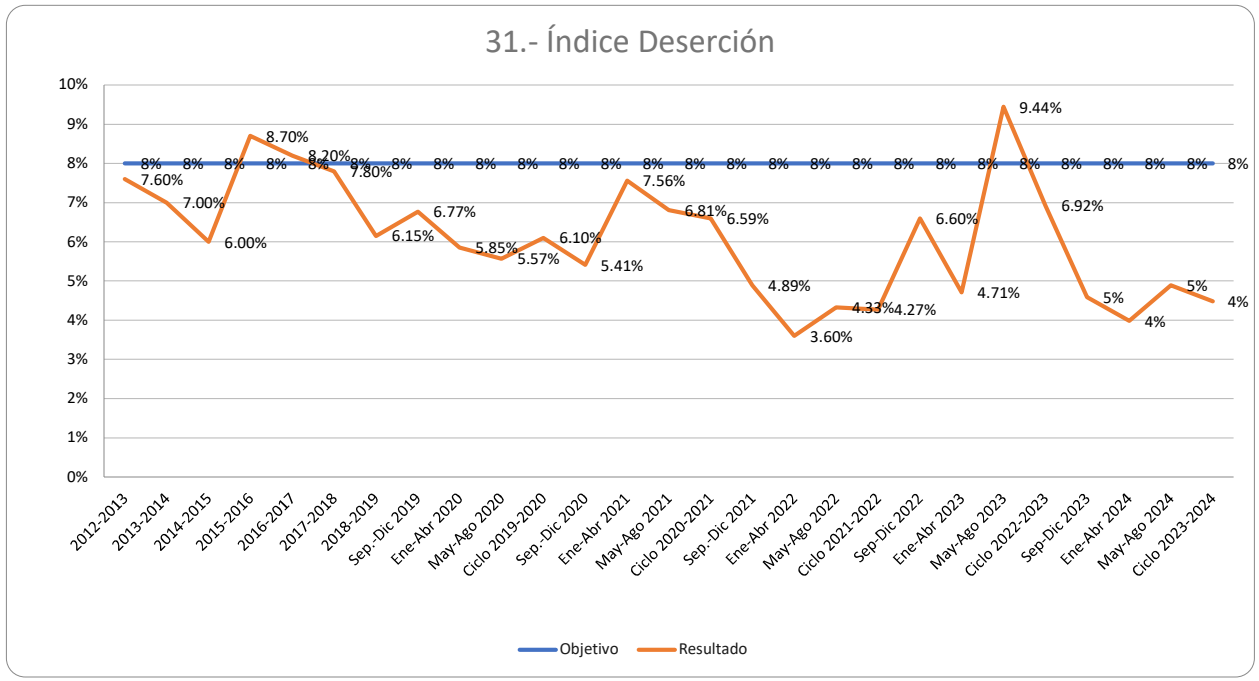

Proceso:	Biblioteca	
4.- Índice Satisfacción de Servicios de Bibl		
Periodo	Objetivo	Resultado
2012-2013	60%	73.00%
2013-2014	60%	68.00%
2014-2015	60%	67.00%
2015-2016	60%	68.70%
2016-2017	60%	67.40%
2017-2018	60%	74.10%
2018-2019	70%	81.86%
Sep.-Dic 2019	70%	83.80%
Ene-Abr 2020	70%	83.00%
May-Ago 202	70%	N/A
Ciclo 2019-20	70%	83.40%
Sep.-Dic 2020	70%	82.00%
Ene-Abr 2021	70%	82.00%
May-Ago 202	70%	N/A
Ciclo 2020-20	70%	82.00%
Sep.-Dic 2021	75%	80.00%
Ene-Abr 2022	75%	86.00%
May-Ago 202	75%	84.20%
Ciclo 2021-20	75%	83.40%
Sep-Dic 2022	75%	83.90%
Ene-Abr 2023	75%	84.30%
May-Ago 202	75%	84.70%
Ciclo 2022-20	75%	84.30%
Sep-Dic 2023	75%	81.70%
Ene-Abr 2024	75%	83.30%
May-Ago 202	75%	82.30%
Ciclo 2023-20	75%	82.43%

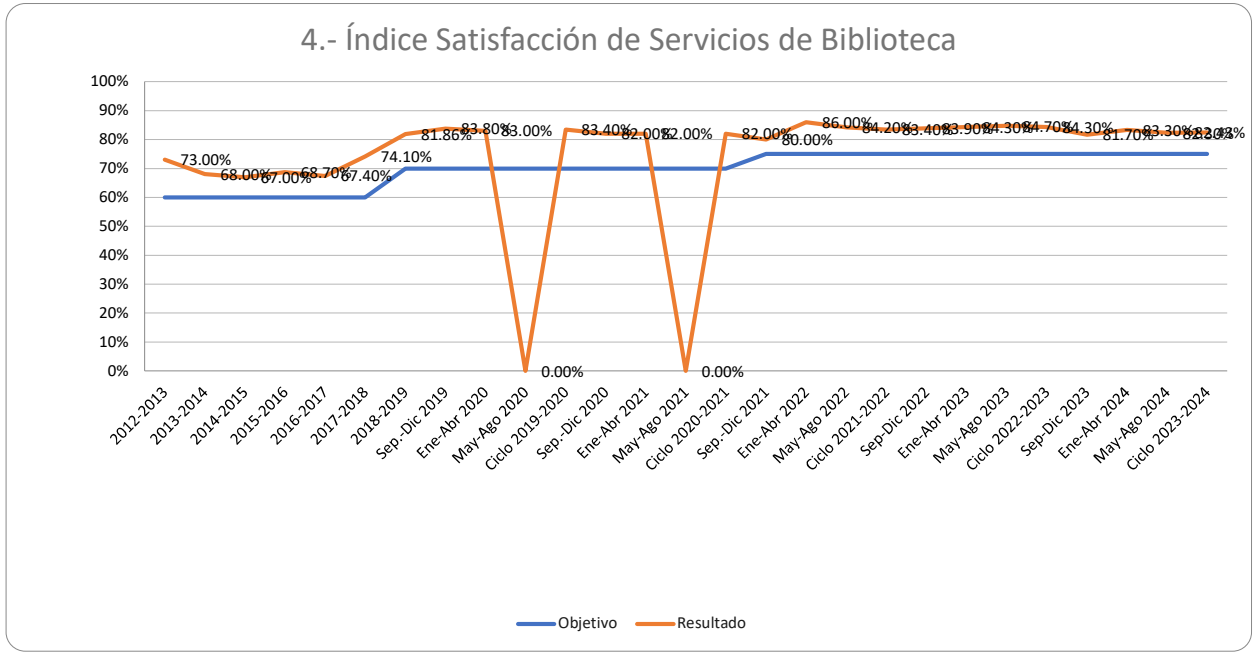

Proceso:	Servicios Escolares	
32.- Tasa de Difusion de Becas		
Periodo	Objetivo	Resultado
2018-2019	50%	59.98%
Sep-Dic 2019	50%	4.30%
Ene-Abr 2020	50%	3.02%
Mayo-Ago 20	50%	0.00%
Ciclo 2019-20	50%	2.40%
Sep.-Dic 2020	50%	89.66%
Ene-Abr 2021	50%	71.15%
May-Ago 202	50%	100.00%
Ciclo 2020-20	50%	86.94%
Sep.-Dic 2021	90%	72.19%
Ene-Abr 2022	90%	96.70%

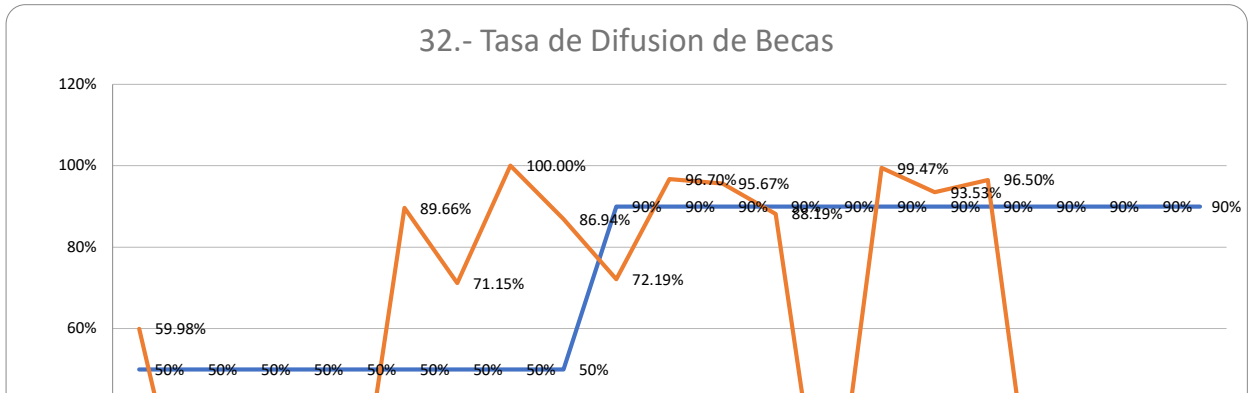

May-Ago 2022	90%	95.67%
Ciclo 2021-20	90%	88.19%
Sep-Dic 2022	90%	N/A
Ene-Abr 2023	90%	99.47%
May-Ago 2023	90%	93.53%
Ciclo 2022-20	90%	96.50%
Sep-Dic 2023	90%	N/A
Ene-Abr 2024	90%	N/A
May-Ago 2024	90%	N/A
Ciclo 2023-20	90%	#¡DIV/0!
		66.80%

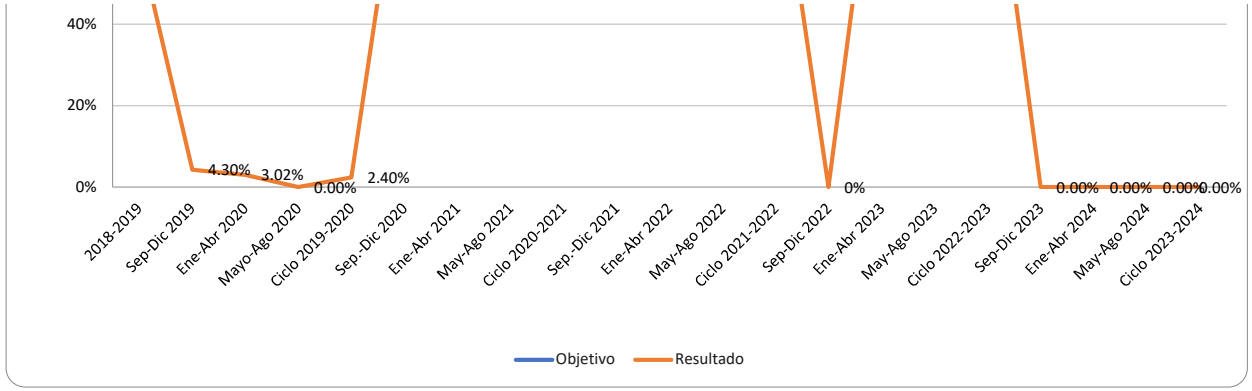

Proceso:	Seguimiento de Egresados	
39.- Tasa de Empleadores Satisfechos.		
Periodo	Objetivo	Resultado
2012-2013	80%	94.30%
2013-2014	80%	96.00%
2014-2015	80%	97.00%
2015-2016	80%	95.90%
2016-2017	80%	97.90%
2017-2018	80%	94.60%
2018-2019	80%	94.08%
Sep.-Dic 2019	80%	96.00%
Ene-Abr 2020	80%	92.00%
May-Ago 2020	80%	N/A
Ciclo 2019-20	80%	94.00%
Sep.-Dic 2020	80%	96.00%
Ene-Abr 2021	80%	92.99%
May-Ago 2021	80%	93.92%
Ciclo 2020-20	80%	94.30%
Sep.-Dic 2021	90%	95.33%
Ene-Abr 2022	90%	95.06%
May-Ago 2022	90%	95.69%
Ciclo 2021-20	90%	95.36%
Sep-Dic 2022	90%	96.59%
Ene-Abr 2023	90%	95.51%
May-Ago 2023	90%	95.28%
Ciclo 2022-20	90%	95.79%
Sep-Dic 2023	90%	94.60%
Ene-Abr 2024	90%	91.07%
May-Ago 2024	90%	95.00%
Ciclo 2023-20	90%	93.56%

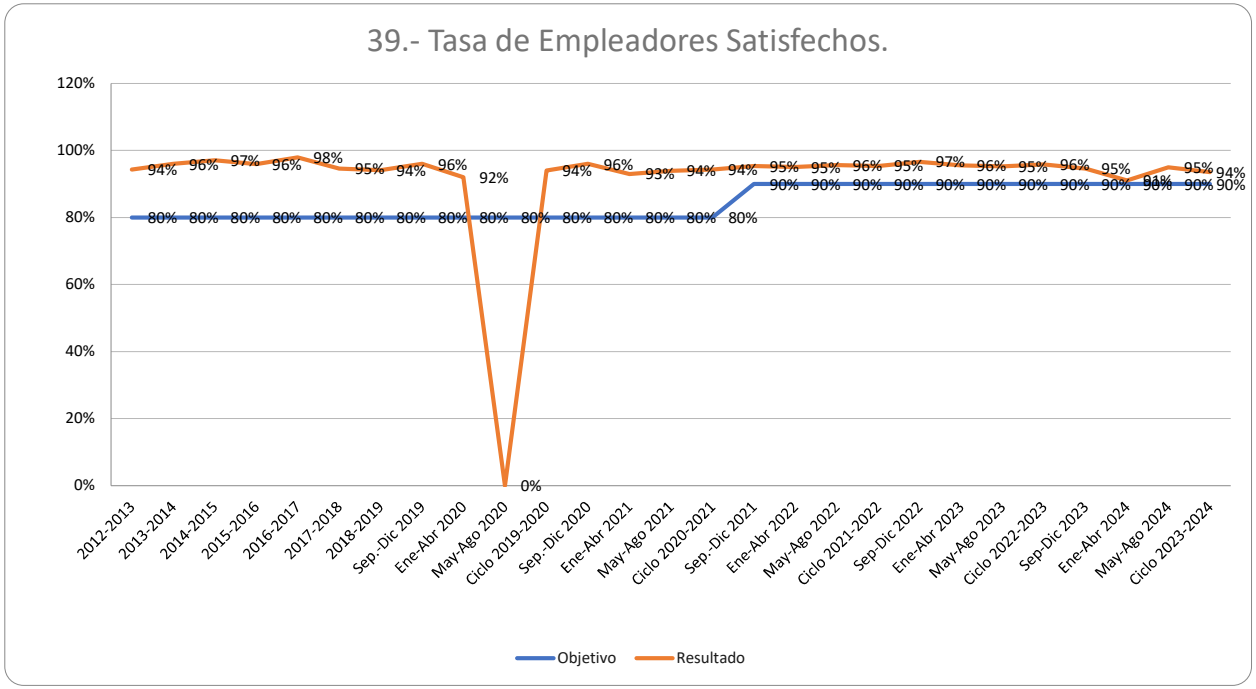

Proceso:	Servicios Generales	
34.- Índice de Cumplimiento Con el		
Periodo	Objetivo	Resultado
2012-2013	80%	91.00%
2013-2014	80%	87.00%
2014-2015	80%	95.20%
2015-2016	80%	93.80%
2016-2017	80%	89.50%
2017-2018	80%	87.30%
2018-2019	80%	82.86%
Sep.-Dic 2019	80%	88.00%
Ene-Abr 2020	80%	94.00%
May-Ago 2020	80%	N/A
Ciclo 2019-20	80%	91.00%
Sep.-Dic 2020	80%	91.00%
Ene-Abr 2021	80%	81.00%
May-Ago 2021	80%	100.00%
Ciclo 2020-20	80%	90.67%
Sep.-Dic 2021	90%	100.00%
Ene-Abr 2022	90%	93.00%
May-Ago 2021	90%	100.00%
Ciclo 2021-20	90%	97.67%
Sep-Dic 2022	90%	93.00%
Ene-Abr 2023	90%	97.14%
May-Ago 2023	90%	70.59%
Ciclo 2022-20	90%	86.91%
Sep-Dic 2023	90%	47.37%
Ene-Abr 2024	90%	100.00%
May-Ago 2024	90%	100.00%
Ciclo 2023-20	90%	82.46%

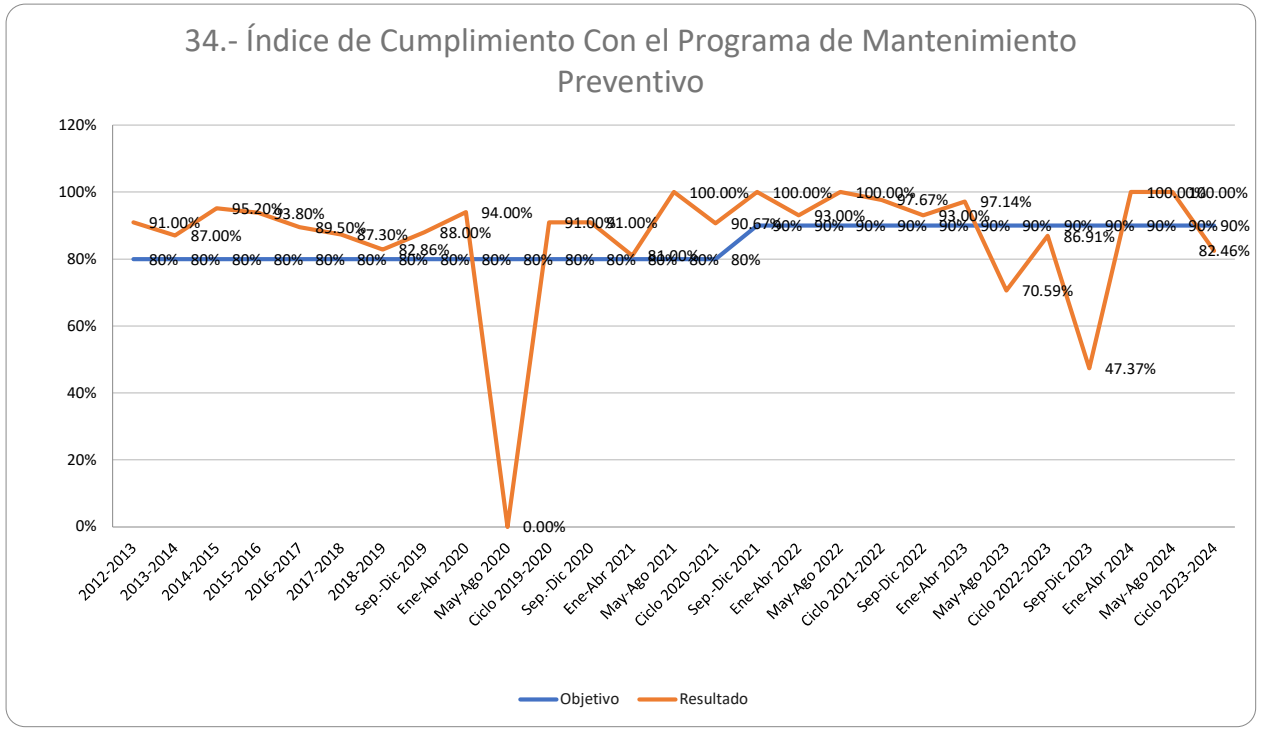

Proceso:	Informática	
18.- Índice de Satisfacción Servicios de Informática		
Periodo	Objetivo	Resultado
2018-2019	80%	89.83%
Sep.-Dic 2019	80%	90.00%
Ene-Abr 2020	80%	88.00%
May-Ago 2020	80%	85.00%
Ciclo 2019-20	80%	87.70%
Sep.-Dic 2020	80%	90.00%
Ene-Abr 2021	80%	90.00%
May-Ago 2021	80%	100.00%
Ciclo 2020-20	80%	93.33%
Sep.-Dic 2021	85%	100.00%

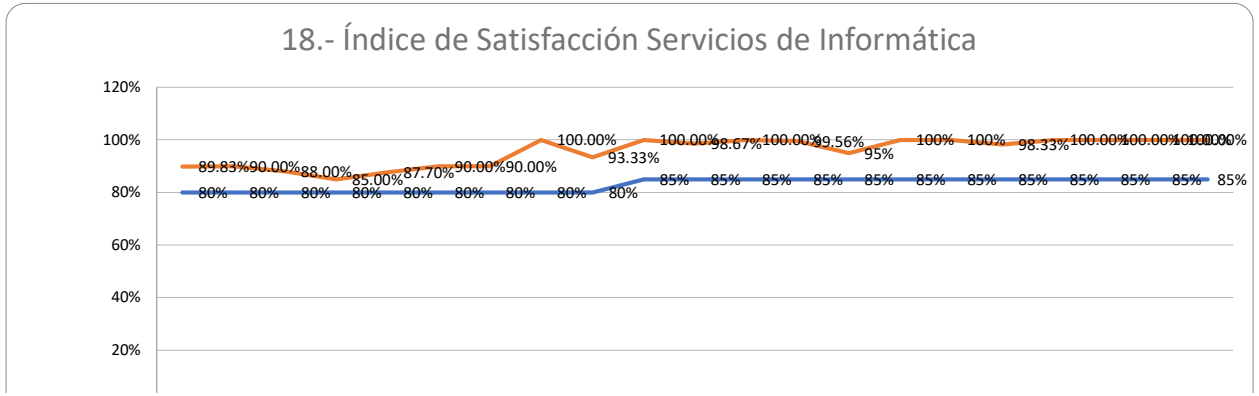

Ene-Abr 2022	85%	98.67%
May-Ago 2022	85%	100.00%
Ciclo 2021-20	85%	99.56%
Sep-Dic 2022	85%	95%
Ene-Abr 2023	85%	100%
May-Ago 2023	85%	100%
Ciclo 2022-20	85%	98.33%
Sep-Dic 2023	85%	100.00%
Ene-Abr 2024	85%	100.00%
May-Ago 2024	85%	100.00%
Ciclo 2023-20	85%	100.00%

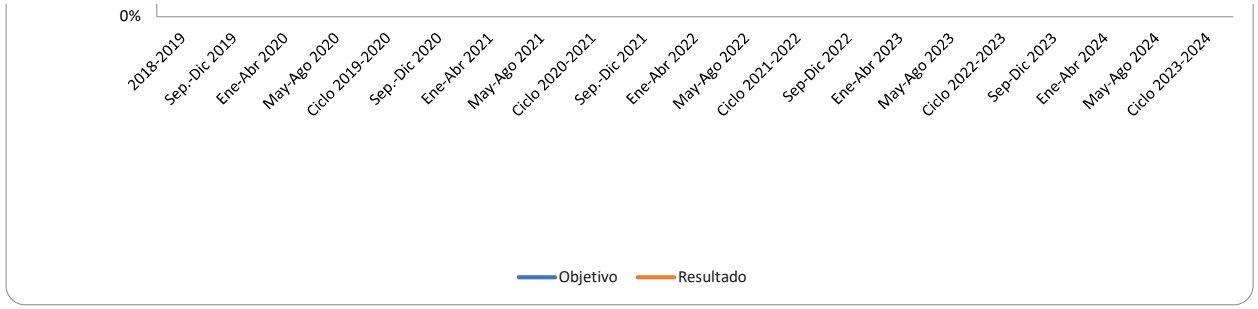
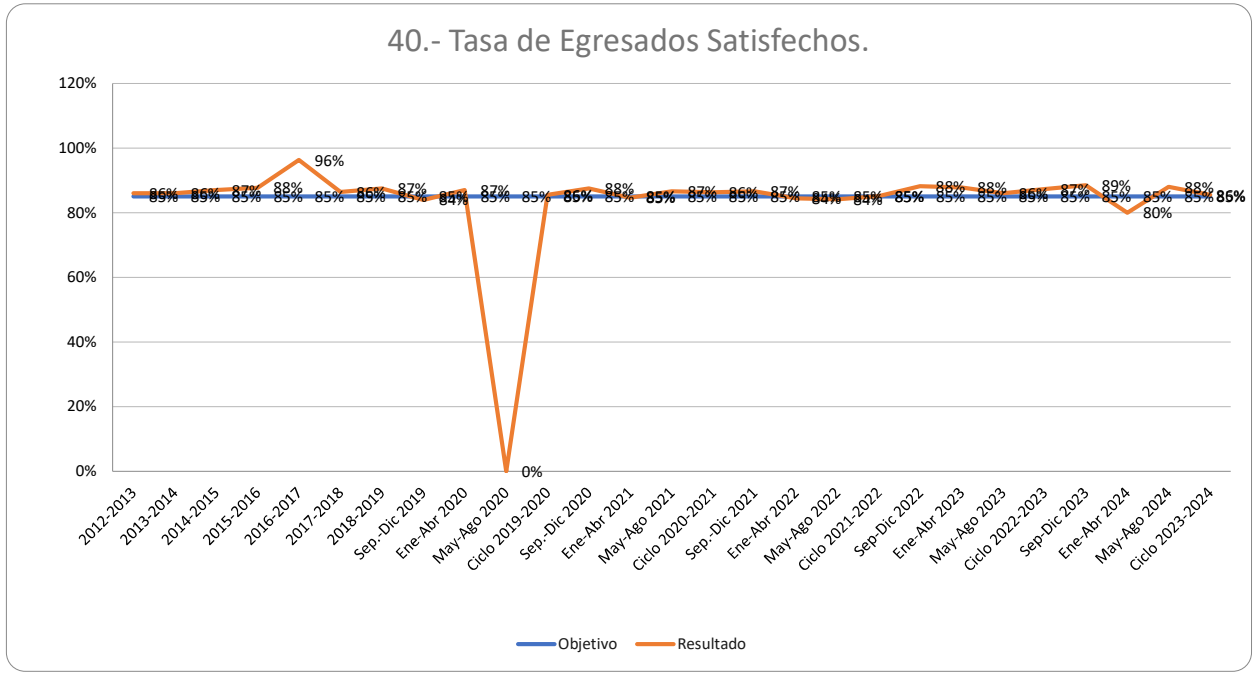
Proceso:	Seguimiento de Egresados	
40.- Tasa de Egresados Satisfechos.		
Periodo	Objetivo	Resultado
2012-2013	85%	86.10%
2013-2014	85%	86.00%
2014-2015	85%	87.00%
2015-2016	85%	87.80%
2016-2017	85%	96.30%
2017-2018	85%	86.40%
2018-2019	85%	87.47%
Sep.-Dic 2019	85%	84.00%
Ene-Abr 2020	85%	87.00%
May-Ago 2020	85%	N/A
Ciclo 2019-20	85%	85.50%
Sep.-Dic 2020	85%	87.55%
Ene-Abr 2021	85%	84.62%
May-Ago 2021	85%	86.67%
Ciclo 2020-20	85%	86.28%
Sep.-Dic 2021	85%	86.64%
Ene-Abr 2022	85%	84.47%
May-Ago 2022	85%	84.13%
Ciclo 2021-20	85%	85.08%
Sep-Dic 2022	85%	88.20%
Ene-Abr 2023	85%	87.84%
May-Ago 2023	85%	85.98%
Ciclo 2022-20	85%	87.34%
Sep-Dic 2023	85%	88.51%
Ene-Abr 2024	85%	80.02%
May-Ago 2024	85%	88.00%
Ciclo 2023-20	85%	85.51%